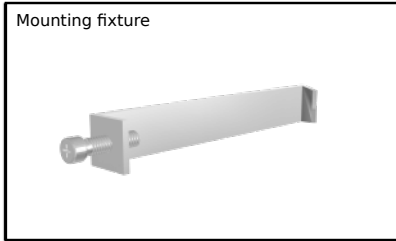


Before you begin, please read the assembly instructions in full

Mounting Fixture fitting instructions



In the pack:

Mounting fixture




Tools required:


Screwdriver




1 Bring two uprights together.



2 Loosen the fixing screw at the back of the mounting fixture and hook the angled end over the upright.



3 Tighten the screw.



4 Repeat as necessary. We recommend at least 2 mounting fixtures per upright.

